

Aapki Jeet. Hamari Jeet.

# VIKING

FOR BIG BENEFITS



**POWERED BY FUEL EFFICIENT 'H' SERIES ENGINES | AVAILABLE IN 4 WHEELBASE OPTIONS  
SYNCHROMESH OVERDRIVE GEARBOX FOR BETTER FUEL ECONOMY | CHOICE OF 160 HP AND 180 HP ENGINES**



**CONTINUING THE LEGACY OF MAINTENANCE FRIENDLY BUSES, VIKING 160 HP BS3 BUSES FITTED WITH INLINE FIP AND MECHANICAL GOVERNOR, KEEPS YOUR MAINTENANCE COSTS LOW AND YOUR PROFITS HIGH. VIKING 180 HP BUSES DELIVER HIGH PERFORMANCE AT A LOWER FUEL COST, ALLOWING YOU TO ACHIEVE A FASTER TRIP TIME, BETTER PASSENGER COMFORT AND LEAVE THE COMPETITION BEHIND.**

## VIKING 160 HP (INLINE FIP)



Powered by world's first inline fuel pump engine compliant to BS3 emission norms, it has proven aggregates which are low in maintenance and high on performance making the vehicle economical to operate.

Applications	City Bus, Mofussil, Intercity, Staff and Institution
Key Features	Highly customer friendly Inline Fuel Injection Pump (FIP) with Mechanical Governor
Advantages	<ul style="list-style-type: none"> <li>→ Overdrive gear box for better fuel economy</li> <li>→ Aesthetically improved instrument cluster with electronic speedometer and engine RPM meter</li> <li>→ Wider brakes for quick braking and enhanced service life</li> <li>→ Ergonomically positioned gear lever and rugged bonnet</li> </ul>

## VIKING 180 HP (ROTARY FIP EDC)



The high performance Viking 180 HP buses feature technologically advanced H series engine which delivers faster turnaround yet high fuel economy. Option of engine driven AC, Air suspension and a rugged drive line make the journey a feast for today's demanding passengers.

Applications	Intercity, Luxury A/C coach, Tourist, City Bus, Mofussil , Staff, Institution
Key Features	<p>Higher power for better turn around time</p> <p>In built ECU controlled tamper proof speed limitation</p> <p>Option of Engine driven AC in 222" WB and 210" WB models</p>
Advantages	<ul style="list-style-type: none"> <li>→ Electronic Diesel Control for optimal performance</li> <li>→ Overdrive gear box for better fuel economy</li> <li>→ Aesthetically improved instrument cluster with electronic speedometer and engine RPM meter</li> <li>→ Wider brakes for quick braking and enhanced service life</li> <li>→ Ergonomically positioned gear lever and rugged bonnet</li> </ul>

## SPECIFICATION

### VIKING 160 HP (INLINE FIP)

### VIKING 180 HP (ROTARY FIP EDC)

Engine	'H' Series 6ETI3K 6 Cylinder Diesel BS3	'H' Series HA135LT3 6 Cylinder Diesel BS3
Maximum power	160 HP (118 kW) @ 2400 rpm	180 HP (135 kW) @ 2500 rpm
Maximum torque	550 Nm @ 1500 - 1700 rpm	550 Nm @ 1500 - 1700 rpm
Clutch	353mm (14") Dia Single Plate Dry Type with mechanical actuation	
Transmission	6 Speed synchromesh with overdrive	
Rear axle	Fully Floating, Single speed hypoid gear	
Frame	All Steel Ladder Type, bolted construction	
Suspension	210" & 222" Viking - Front : Shackle ended leaf / Rubber ended leaf. Rear : Shackle ended leaf / Rubber ended leaf / Air Suspension 154" & 193" Viking - Shackle suspension at front and rear	
Steering	Integral Power Steering	
Brakes	Full air dual line S cam brakes (Brake lining - 7" at front & 8" at rear)	
Parking Brake	Flick valve operated hand brake on rear wheels only	
Battery	24 V (2 X 12 V) - 150 Amp. Hr	
Tyres	9.00 x 20 - 14 PR Nylon / 10.00 x 20 - 16 PR Nylon / 9R 20 Radial / 10R 20 Radial	
Fuel Tank	165 litres (239 litres for 222" Viking)	



Renowned for fuel economy  
H series 6 cylinder Engines



Wider brake lining for better  
brake response and higher life

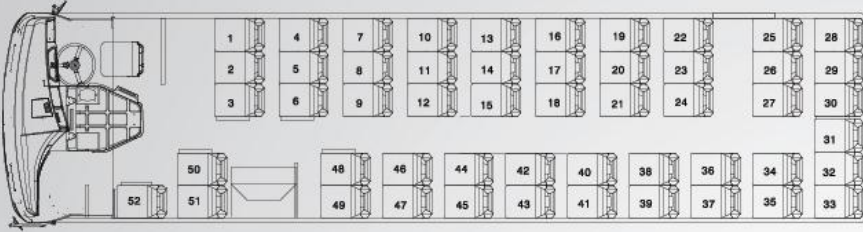
## MAJOR DIMENSIONS (MM)

VIKING 160 HP VIKING 180 HP	ALPSV 4/183 ALPSV 4/158	ALPSV 4/184 ALPSV 4/159	ALPSV 4/185 ALPSV 4/160 AC	ALPSV 4/186 ALPSV 4/161 AC & NON AC
Wheel Base	3912 (154")	4902 (193")	5334 (210")	5639 (222")
Front Overhang	1912	1912	1912	1912
Rear Overhang	2244	2843	3122	3308
Overall length	8068	9657	10368	10859
Front track	1963	1963	1963	1963
Rear track	1816	1816	1816	1816
Min. ground clearance	249	249	249	249
Turning Circle Radius	8162	9500	10400	11050
GVW (kg)	14660	14660	14660	14660

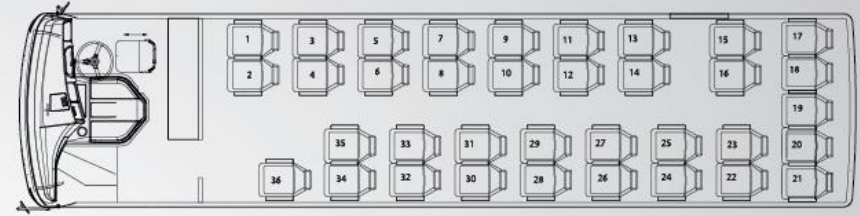


All New look integrated  
instrument cluster

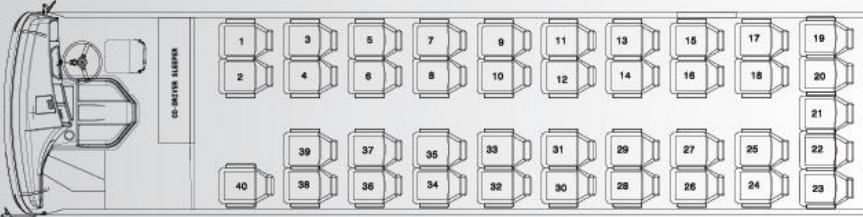
VIKING 210" - 3X2 LAYOUT - 52 SEATS



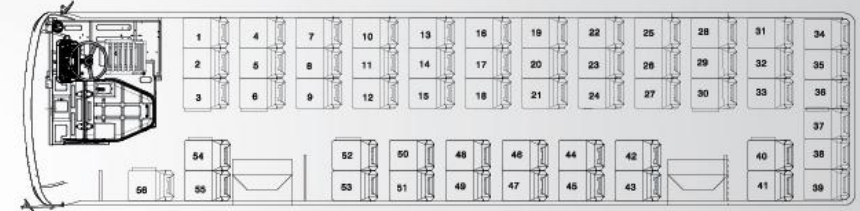
VIKING 222" - 2X2 LAYOUT - 36 SEATS



VIKING 222" - 2X2 LAYOUT - DELUXE 40 SEATS



VIKING 222" - 3X2 LAYOUT - 56 SEATS (HIGH HEAD REST)



Specifications are subject to change due to continuous improvements and are for reference only.  
Seating layouts shown are indicative only.



Aapki Jeet. Hamari Jeet.



Covers Vehicle Aggregates  
For 3 years / 3,00,000 kms



Hassle-free Maintenance  
For 2 years / 2,00,000 kms



Original Quality Parts



24 X 7 National Helpline

No.1, Sardar Patel Road, Guindy, Chennai - 600 032. P: (044) 2220 6000 F: (044) 2220 6001 W: www.ashokleyland.com E: buses&coaches@ashokleyland.com